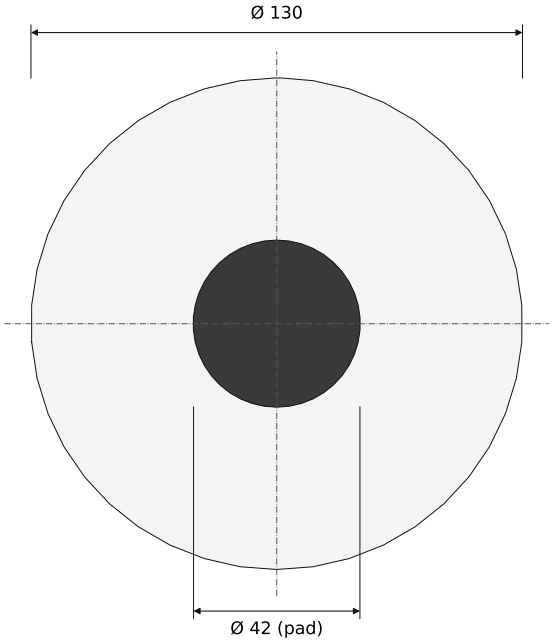

FRONT VIEW
Scale 1:2

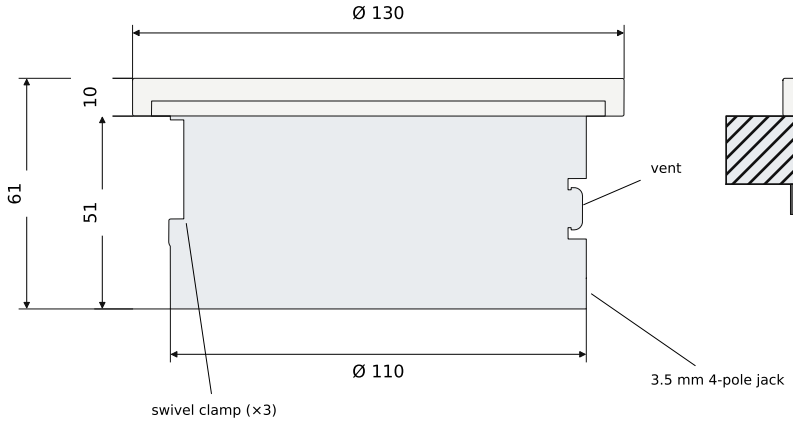

SIDE VIEW
Scale 1:2

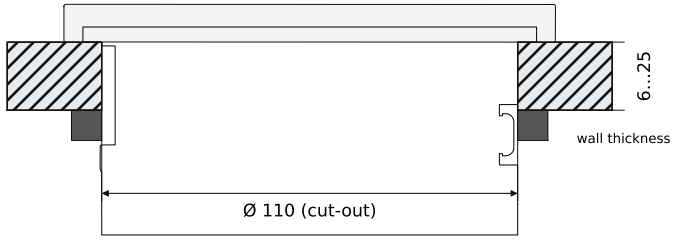

WALL MOUNTING
Section, scale 1:2 · 18 mm wall shown

- Ø 110 mm cut-out in the wall or furniture; free depth behind the faceplate ≥ 52 mm.
- Allowed wall thickness: 5 to 25 mm.
- No screws into the wall: tighten the 3 × 40 mm screws from the front (faceplate removed); the 3 clamps swivel out and press against the back of the wall, like a flush-mounting box.
- Connection: 3.5 mm 4-pole jack cable (supplied, 1 m) to an OUT L / R output of the Vibe Player; leave room for the cable behind the wall.



A4 format · dimensions in mm

Material: White Corian faceplate, black PLA housing, alu	General tolerances: ISO 2768-m		Scale: 1 : 2	
Title: Vibe Speaker	Drawn by: Losonnante		Owner: Losonnante	
Document type: Dimensions and installation drawing	Approved by:			
Drawing number: Losonnante VB-SP-001	Language: EN	Date: 23 Nov 2026	Rev.: A	Sheet: 1 / 1